

# CSS (and HTML) for Publishers

---

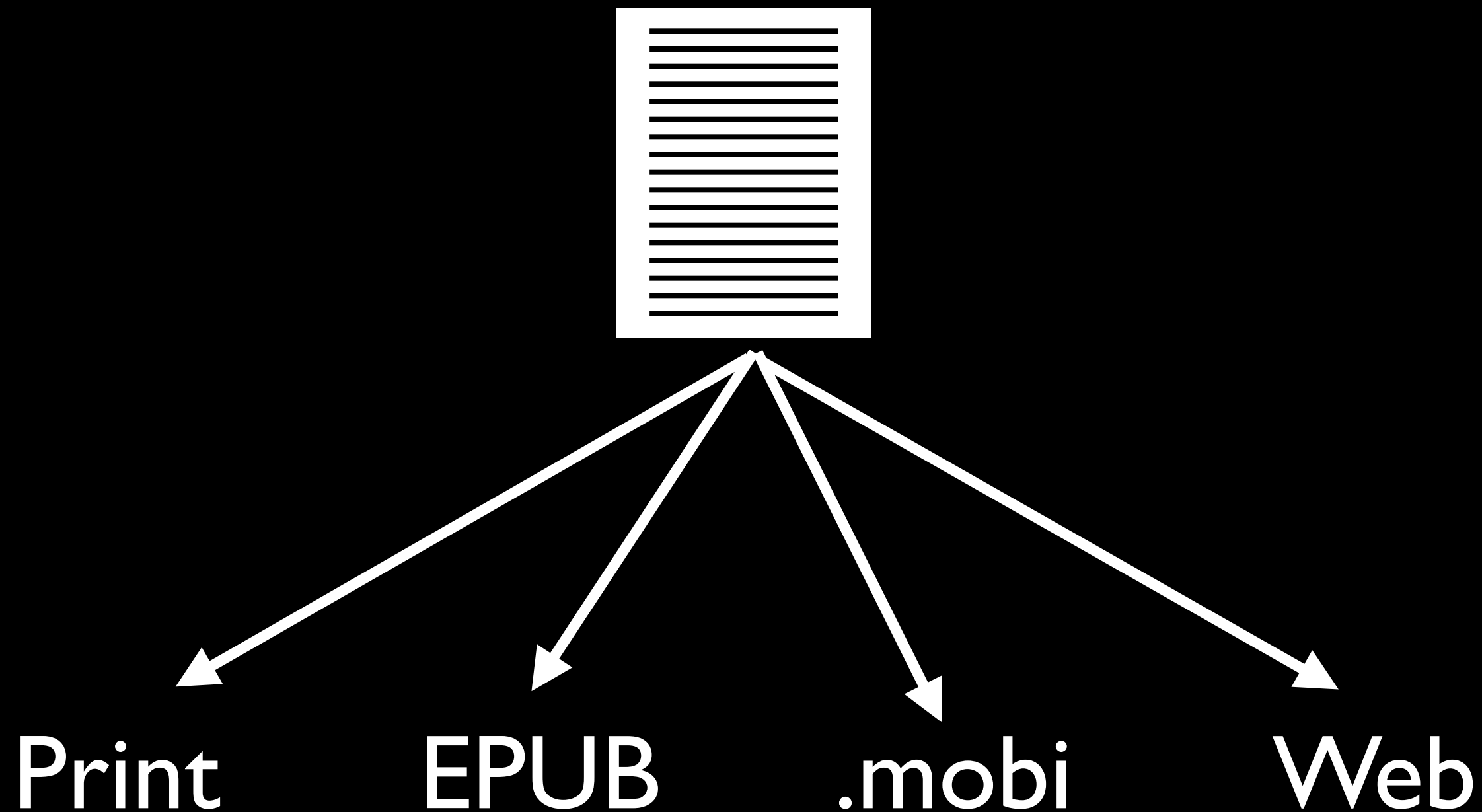
Nellie McKesson  
eBook Operations Manager, O'Reilly Media  
TOC, Feb 12, 2013

75%

of all O'Reilly titles

# Why HTML and CSS?

# Single-Source Publishing



files(4) =/= \$(4)

The old O'Reilly way:

XML

# XML

EXtensible Markup Language



# FurnitureXML

---

<table>Coffee</table>

<chair>Eames</chair>

<desk>Writing</desk>

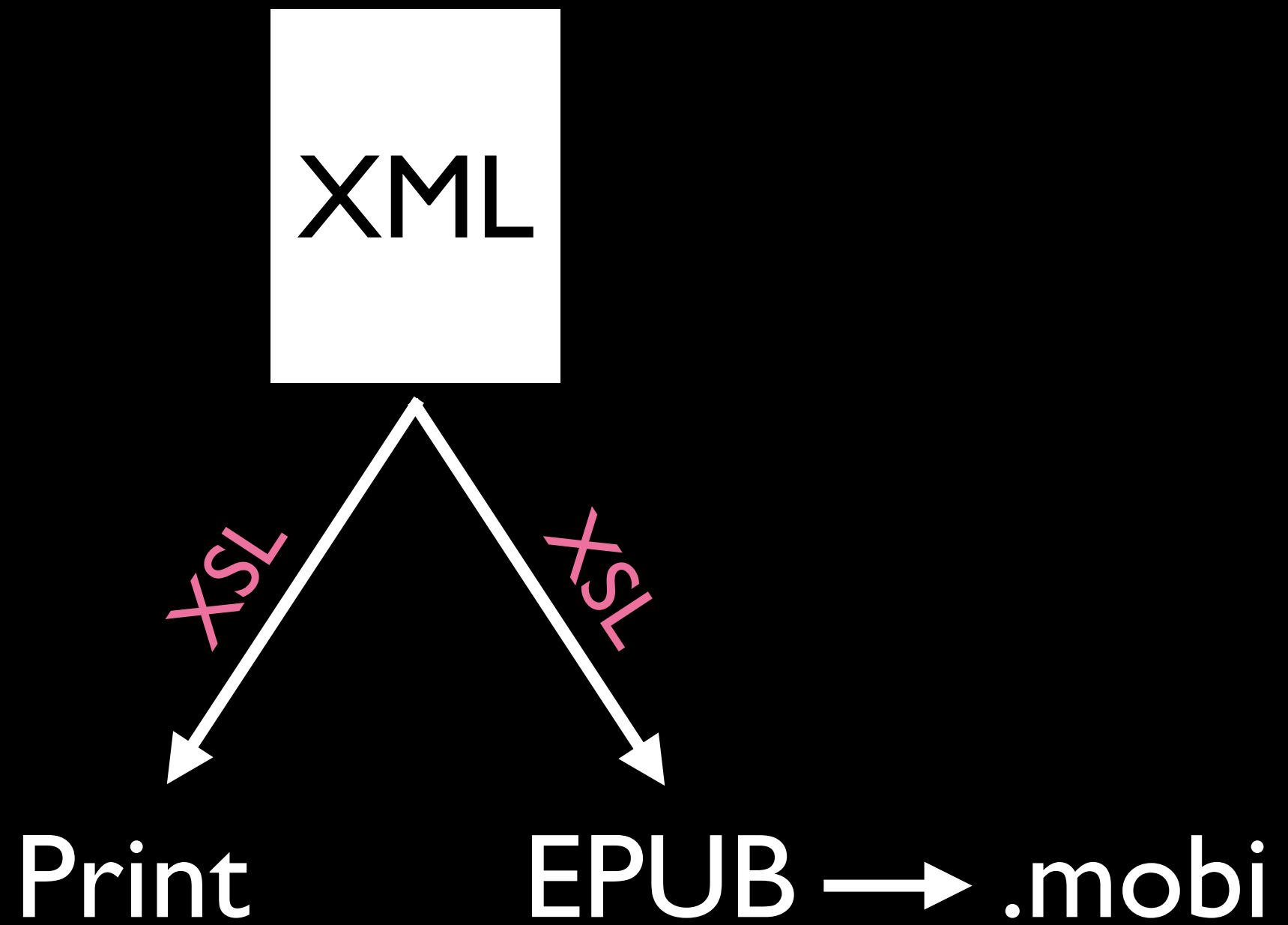
# DocBook XML

---

<book>

<chapter>

<sidebar>



# XSL

EXtensible Stylesheet Language

# XSLT


EXtensible S Stylesheet L Language T Transformations

# XSL-FO

Formatting Objects

**XML + XSLT + XSL-FO + PDF Processor**

**XML + XSLT + XSL-FO + PDF Processor**

  
(Antenna House)



XML

XSL



Magic Box

(er, PDF Processor)



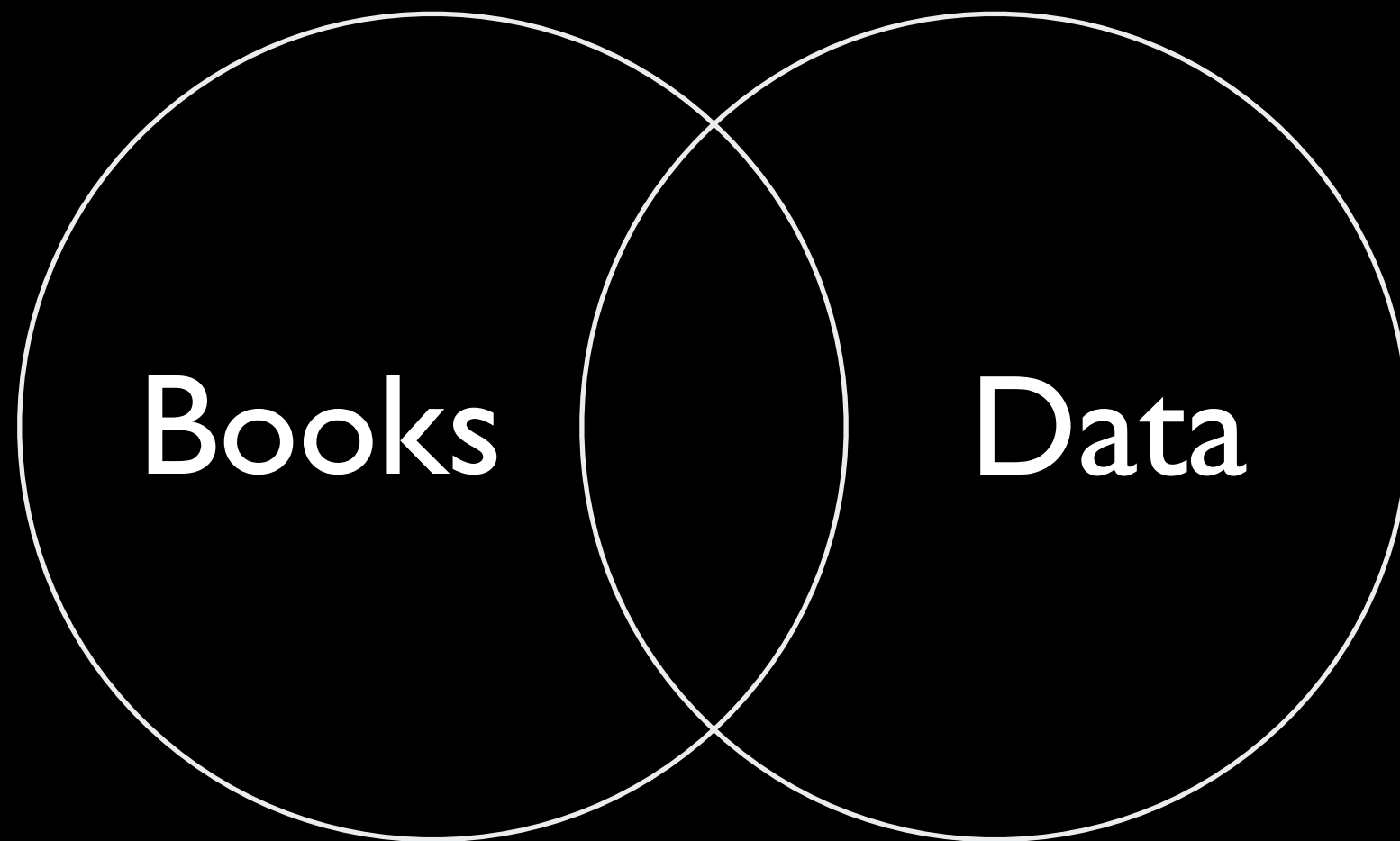
PDF!

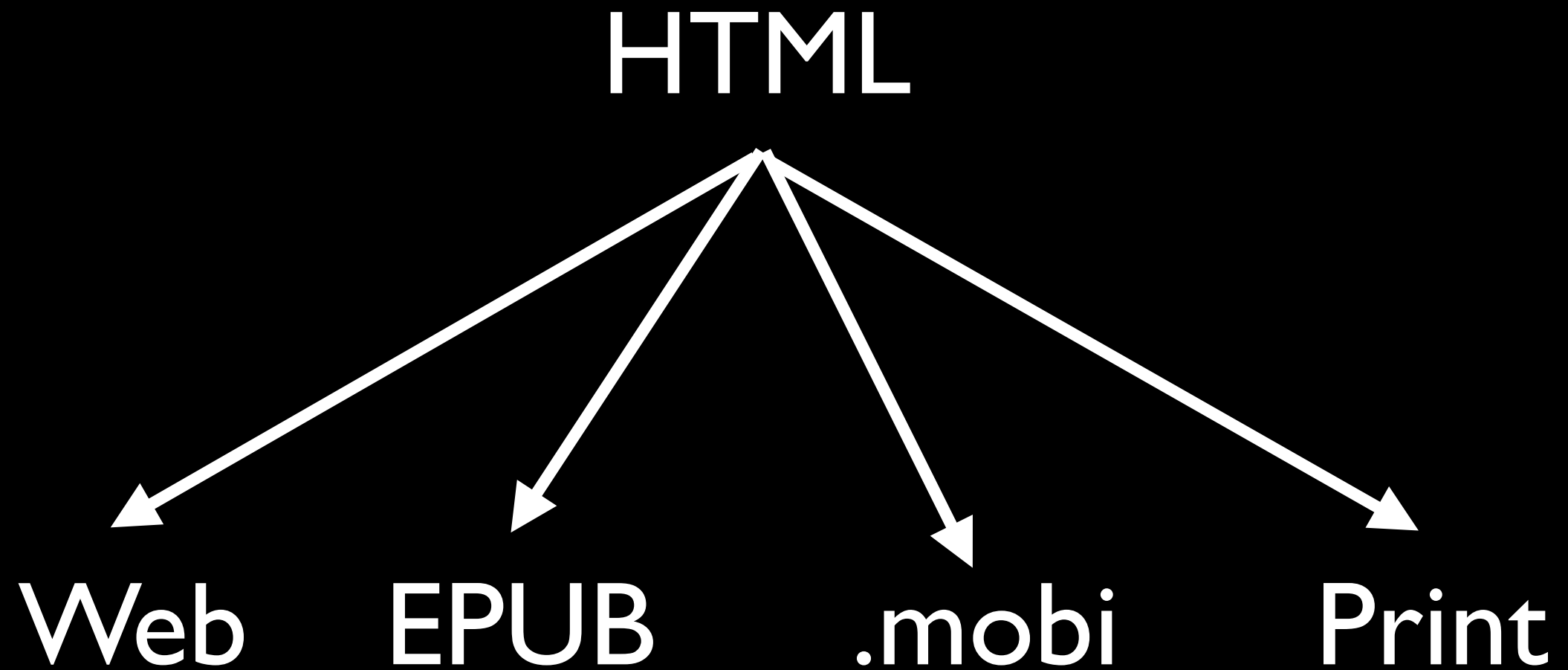




# XHTML

EXtensible HyperText Markup Language





# Paged Media

# Some Basics

HTML and CSS

```
<html>
```

```
<body>
```

```
<h1>This is the Page Title</h1>
```

```
<p>Here is a plain text paragraph</p>
```

```
</body>
```

```
</html>
```



<h1></h1>

```
<h1 title="Chapter 1: Hello  
World"></h1>
```



# CSS

Cascading Style Sheets

```
<html>
```

```
<body>
```

```
<h1>This is the Page Title</h1>
```

```
<p style="color:blue;margin-left:20px;">Here is a plain text paragraph</p>
```

```
<p style="color:blue;margin-left:20px;" >Another paragraph</p>
```

```
<p style="color:blue;margin-left:20px;" >And another paragraph</p>
```

```
</body>
```

```
</html>
```

```
p {  
    color: blue;  
    margin-left: 20px;  
}
```

# Class

```
<p class="blue">
```

```
p.blue {  
    color: blue;  
}
```



# Less Class

# The DOM

Document Object Model

body

chapter

heading

paragraph

paragraph

sidebar

paragraph

image

paragraph

chapter

heading

image

p

```
<body>
  <section>
    <h1>
    <p>
    <p>
    <aside>
      <p>
      <img>
    <p>
  <section>
    <h1>
    <img>
    <p>
```

```
aside p {  
    font-style: italic;  
}
```

```
aside + p {  
    font-style: italic;  
}
```

```
aside > p {  
    font-style: italic;  
}
```

# Selectors

w3schools.com

# Cascades



```
<body>
  <section>
    <h1>
    <p>
    <p>
    <aside>
      <p>
      <img>
    <p>
  <section>
    <h1>
    <img>
    <p>
```

```
aside p {  
    font-style: italic;  
}
```

```
p {  
    font-style: normal;  
}
```

```
<body>
  <section>
    <h1>
    <p>
    <p>
    <aside>
      <p>
      <img>
    <p>
  <section>
    <h1>
    <img>
    <p>
```

```
<body>
  <div>
    <h2>
    <p>
    <p>
    <div>
      <p>
      <img>
    <p>
  <div>
    <h2>
    <img>
    <p>
```

```
<body>
  <div class="chapter">
    <h2>
    <p>
    <p>
    <div>
      <p class="sidebar text">
      <img>
    <p>
  <div class="chapter">
    <h2>
    <img>
    <p>
```

Creativity :)  
Scalability :(

# We Cheated

== AsciiDoc

This is a text paragraph.

• Here's a bullet list

\* Item One

\* Item Two

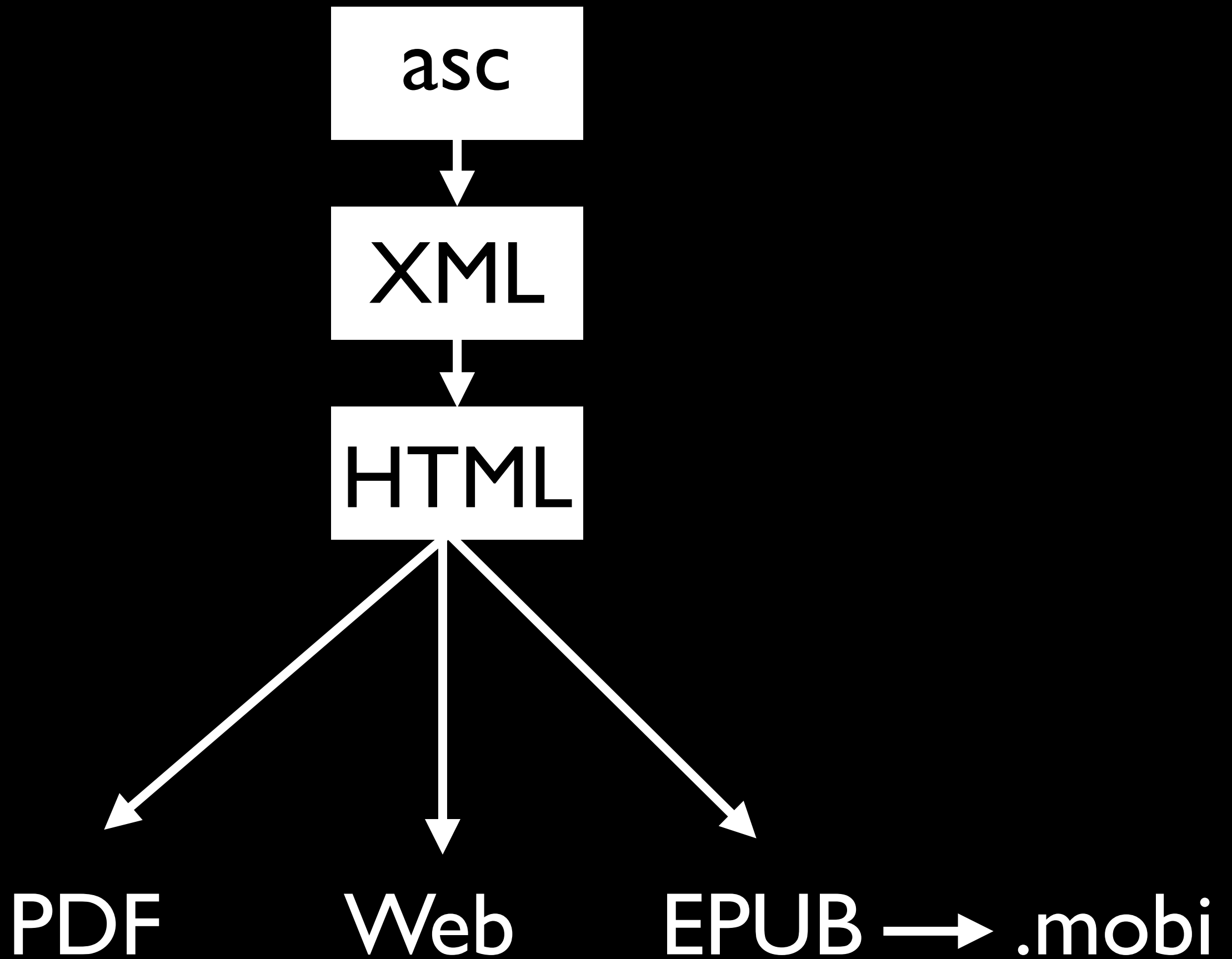
\* Item Three

• Here's a sidebar

++++

Sidebar paragraph goes here.

++++



# Dynamic Elements

Table of Contents, Index, Cross Refs



# Why Even Bother?

Dashboard

Settings

Quick Links

Files

Abstract.asciidoc

CSS.asciidoc

Toolchain.asciidoc

book-docinfo.xml

New File

Rename

Code Block

Sidebar Block

Note Block

Warning Block

Passthrough Block

CSS... provides us with a set of tools to craft all book formats - the same HTML source, establishing a fresh, flexible, and e-source publishing. Framed around the research and implementation at O'Reilly, I'll introduce some of the new features in the Paged media spec that make print-book production with CSS possible, as well as discuss the prerequisites and potential pitfalls of implementing an HTML- and CSS-centric workflow.

This is particularly apropos given the recent move towards cloud-based authoring platforms. I'll talk about some ways to get HTML source without requiring all authors to know how to code. I'll also give some suggestions on how to standardize HTML source files for scalable publishing models, and present some additional tools you may need to create professional quality books from HTML source.

Saved ✓

O'REILLY  
ATLAS

ProfileYour BooksYour PressesInviteGetting StartedLog outFeedbackBlog

DashboardWriteChangesBuildCollaboratorsStatsAdmin

Choose File Formats

PDF

Build your book as a PDF file for digital or print.

EPUB

Build your book in EPUB format for Nook and IOS.

MOBI

Build your book in MOBI format for Kindle.

HTML

Build your book as a website hosted on O'Reilly Chimera.

Files to Ignore

Abstract.asciidoc

CSS.asciidoc

book-docinfo.xml

Files to Build

Toolchain.asciidoc

Build!

#toccon @NellieMcKesson

HTML <3

Well, there's EPUB

# HTMLBook

A Spec for HTML-based Books

HTMLBook =  
HTML + CSS

Not a New Language, No Extra Stuff

```
<section class="chapter">
```

```
<h1 class="title">
```

```
<ol class="toc">
```

# Invisible Markup



# CSS 3 Paged Media

*phew!*

# The Box Model




margin


border

padding

content



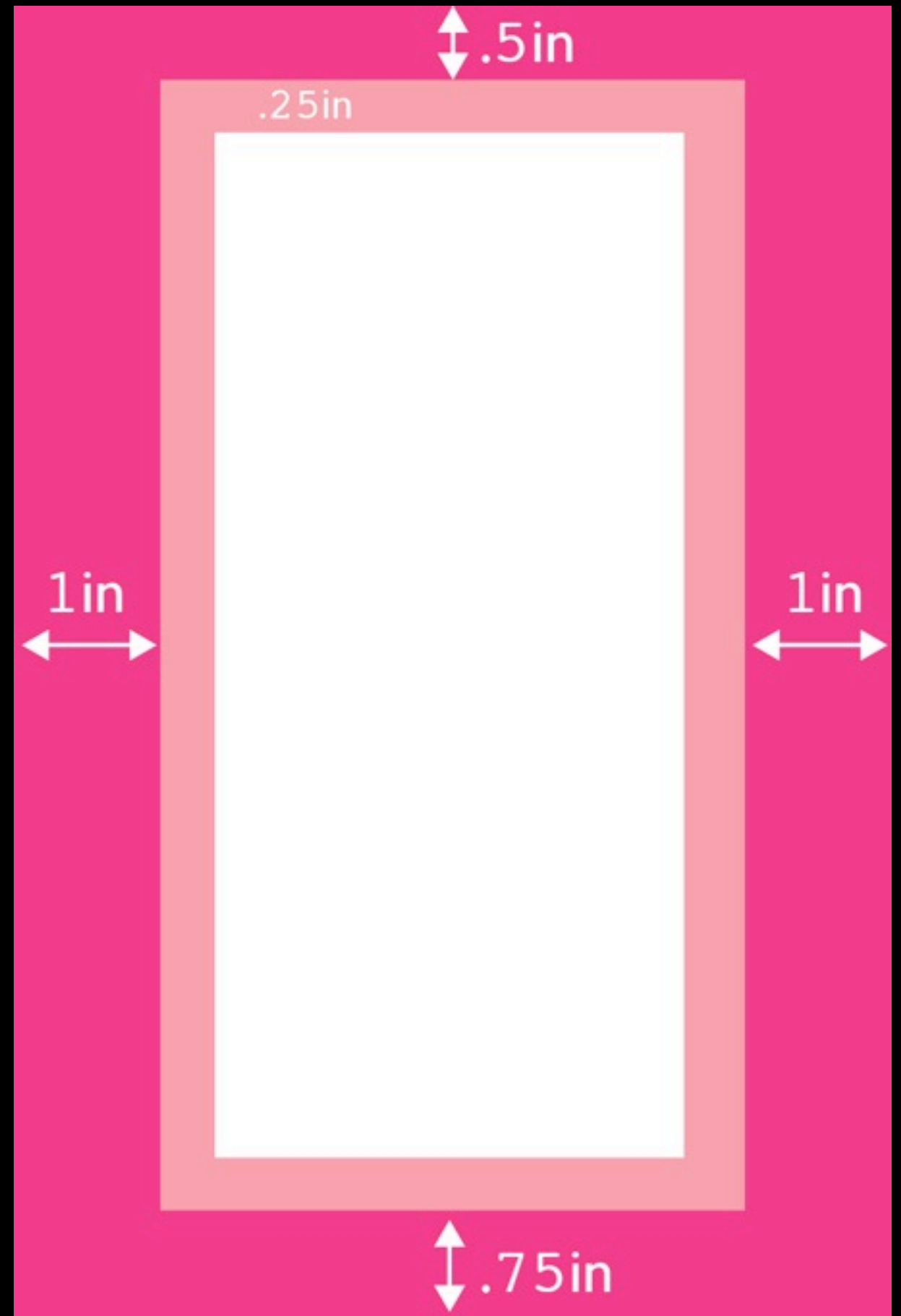
margin



# Master Pages

```
@page {  
    size: 6in 9in;  
    margin: 0.5in 1in .75in 1in;  
    padding: 0.25in;  
}
```

```
@page {  
  size: 6in 9in;  
  margin: 0.5in 1in .75in 1in;  
  padding: 0.25in;  
}
```





:left

:right

:first

```
@page {  
    size: 6in 9in;  
    margin-top: 0.75in;  
    margin-bottom: 0.75in;  
}  
  
@page:right {  
    margin-right: .5in;  
    margin-left: 1in;  
}  
  
@page:left {  
    margin-right: 1in;  
    margin-left: .5in;  
}
```

```
@page {  
    size: 6in 9in;  
    margin-top: 0.75in;  
    margin-bottom: 0.75in;  
}
```

```
@page:right {  
    margin-right: .5in;  
    margin-left: 1in;  
}
```

```
@page:left {  
    margin-right: 1in;  
    margin-left: .5in;  
}
```



```
@page:right {  
    size: 6in 9in;  
    margin-top: 0.75in;  
    margin-bottom: 0.75in;  
    margin-right: .5in;  
    margin-left: 1in;  
}
```

```
@page:left {  
    size: 6in 9in;  
    margin-top: 0.75in;  
    margin-bottom: 0.75in;  
    margin-right: 1in;  
    margin-left: .5in;  
}
```

```
@page {  
    size: 6in 9in;  
    margin-top: 0.75in;  
    margin-bottom: 0.75in;  
}  
  
@page:right {  
    margin-right: .5in;  
    margin-left: 1in;  
}  
  
@page:left {  
    margin-right: 1in;  
    margin-left: .5in;  
}
```

# Named Pages

```
@page chaptermaster {  
    border-bottom: 1pt solid black;  
}
```

```
section.chapter {  
    page: chaptermaster;  
}
```

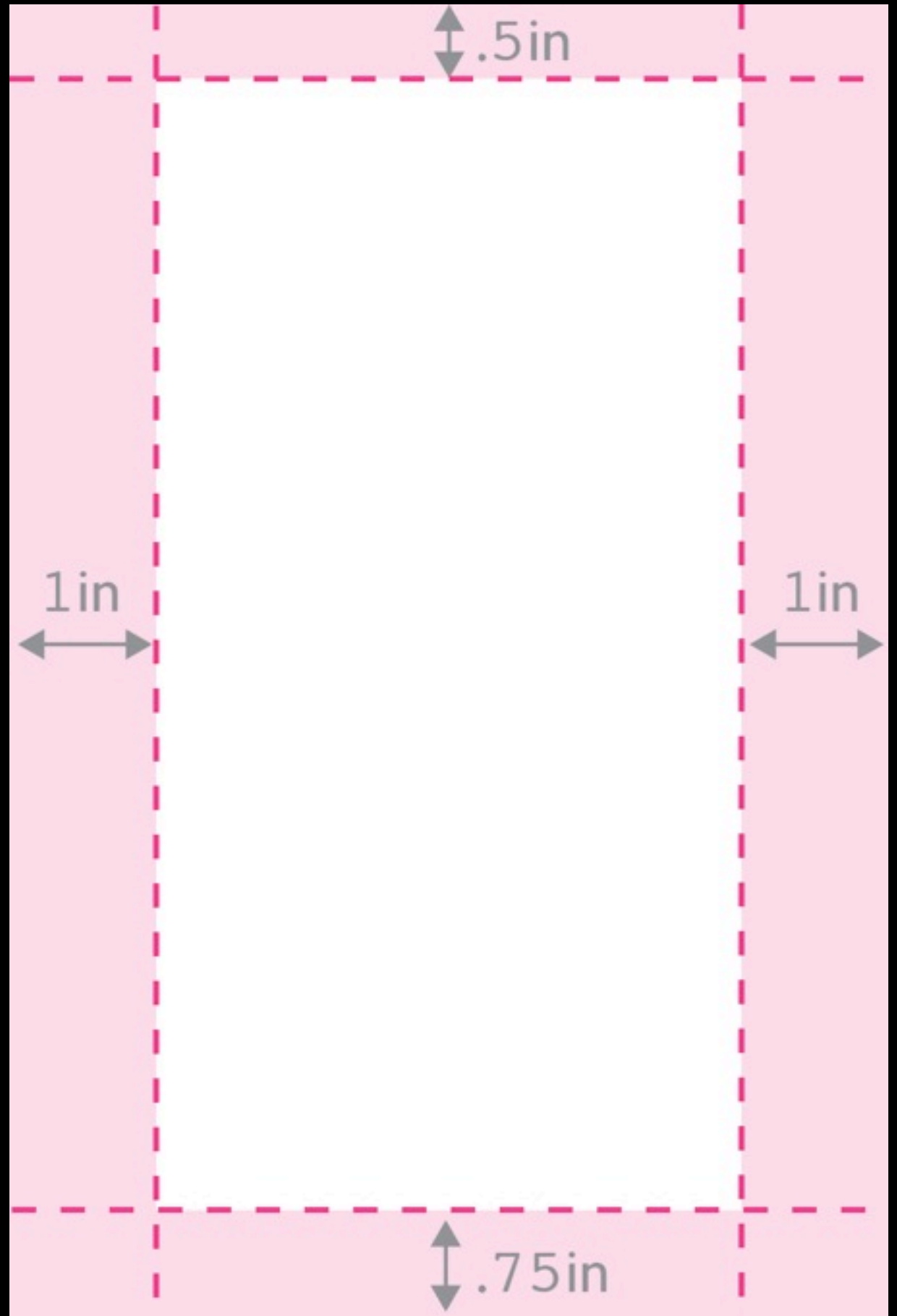
```
@page chaptermaster {  
    border-bottom: 1pt solid black;  
}
```


```
@page chaptermaster:first {  
    border-bottom-width: 0pt;  
}
```

# Headers & Footers

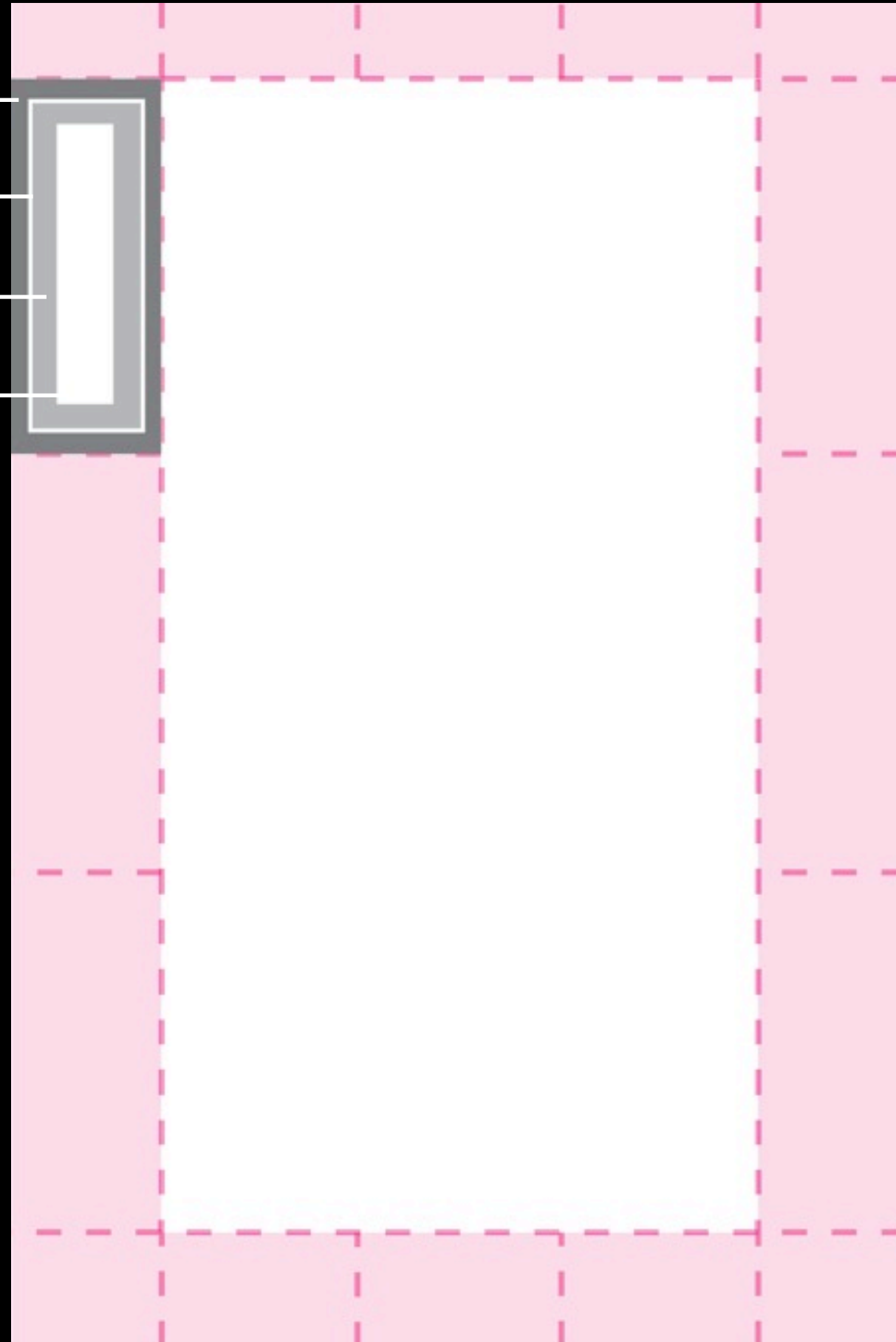


```
@page chaptermaster {  
    margin-top: 1in;  
    margin-right: .5in;  
    margin-bottom: 1.2in;  
    margin-left: 1in;  
}
```






margin  
border  
padding  
content

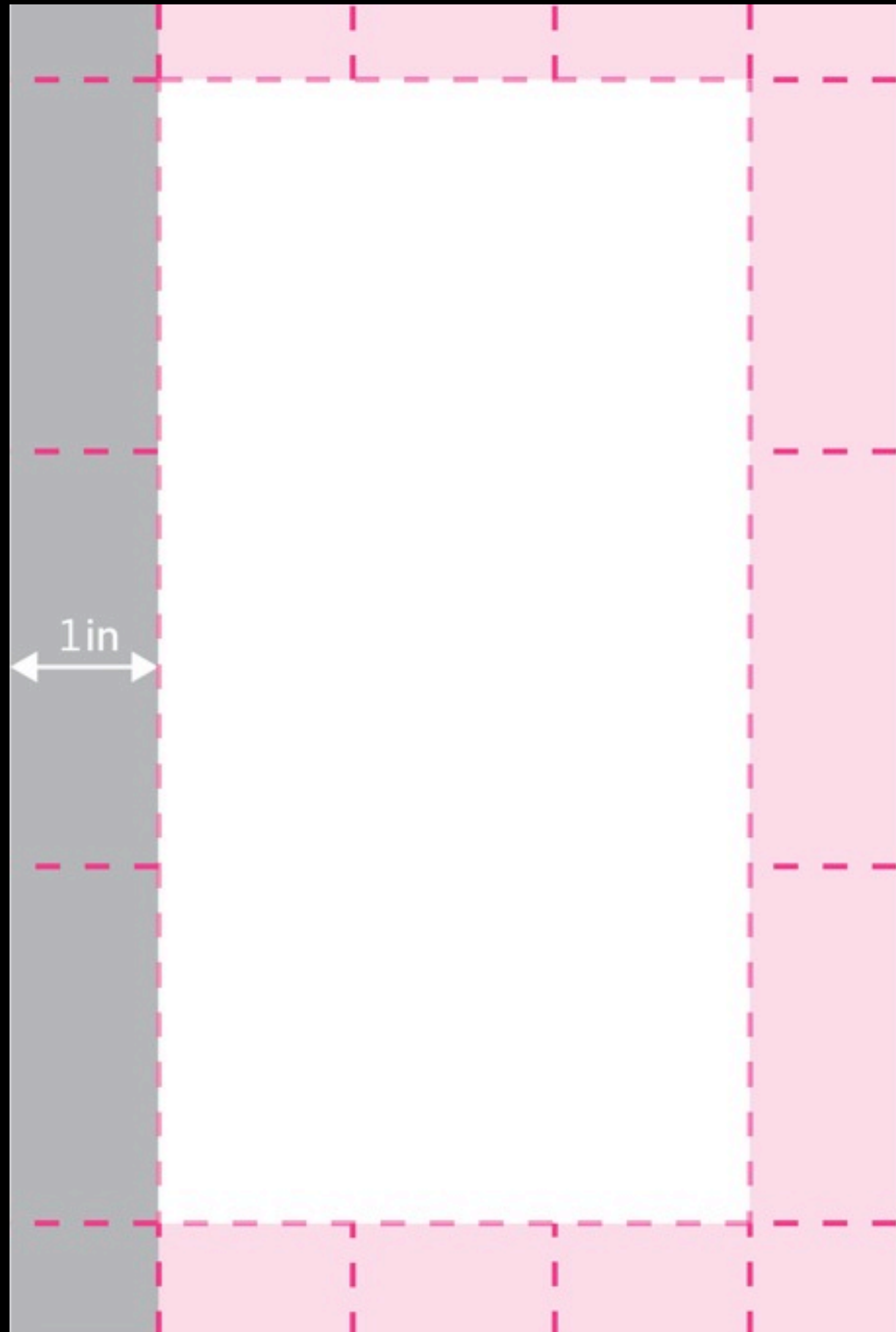


```
margin-top: .5in;
```

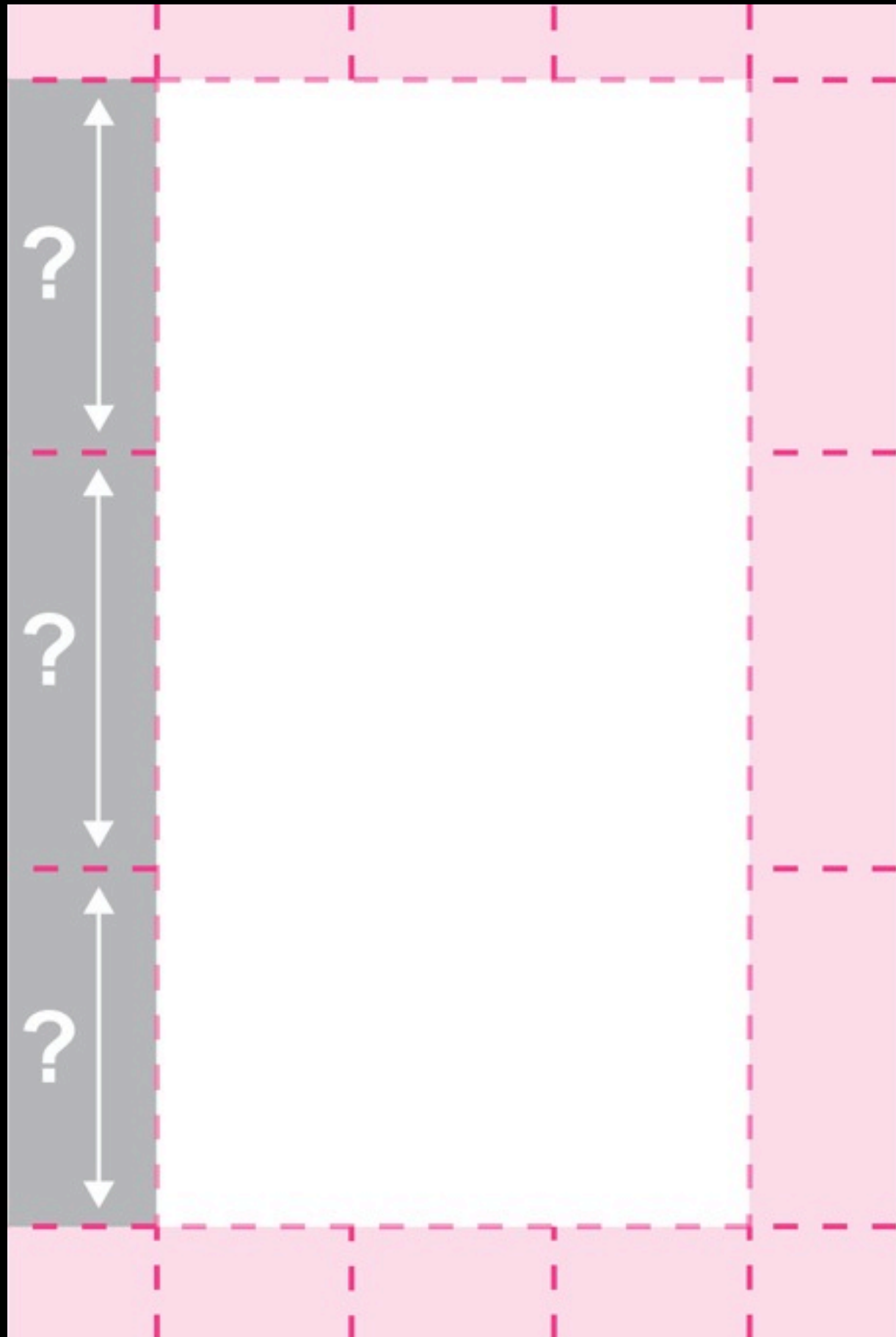
```
margin-left: 1in;
```





```
margin-left: 1in;
```



`width = 1in`  
`height = ????`










`content: PUT STUFF HERE;`


@top-left-corner	@top-left	@top-center	@top-right	@top-right-corner
@left-top				@right-top
@left-middle				@right-middle
@left-bottom				@right-bottom
@bottom-left-corner	@bottom-left	@bottom-center	@bottom-right	@bottom-right-corner

```
@page index:right {  
    @bottom-right {  
        content: "Index";  
        text-align: right;  
    }  
}
```

```
@page index:left {  
    @bottom-left {  
        content: "Index";  
        text-align: left;  
    }  
}
```



# Strings



```
h1 {  
    string-set: Chaptertitle self;  
}
```

:before

:after



```
h1:before {  
    content: "Hello ";  
}
```

```
h1:after {  
    content: ". Goodbye.";  
}
```

<h1>World</h1>



"Hello World. Goodbye."

```
h1 {  
    string-set: Chaptertitle self before;  
}
```

```
section.chapter h1.title {  
    string-set: Chaptertitle self before;  
}
```

```
@page chaptermaster:left {  
    @bottom-left {  
        content: string(Chaptertitle);  
    }  
}
```



Hello World

# Counters!

```
section.chapter {  
    counter-increment: chapter;  
}
```

```
section.chapter {  
    counter-increment: chapter 10;  
}
```



```
body {  
    counter-reset: chapter;  
}
```

```
body {  
    counter-reset: chapter;  
    counter-reset: appendix;  
}
```

```
body {  
    counter-reset: chapter appendix;  
}
```

```
body {  
    counter-reset: chapter 9;  
}
```

content: PUT ~~STUFF~~ HERE;

counters

:before

:after

# Chapter 1: Hello World

```
section.chapter h1.title:before {  
    content: counter(chapter) ;  
}
```




# 1 Hello World

ugh

```
section.chapter h1.title:before {  
    content: "Chapter " counter(chapter) ": ";  
}
```

```
section.chapter h1 title:before {  
  content: "Chapter " counter(chapter) ": ";  
}
```

```
section.chapter h1 title:before {  
  content: "Chapter " counter(chapter) ": ";  
}
```



Don't forget spaces

```
section.chapter h1.title: before {  
  content: "Chapter " counter(chapter) ": ";  
}
```

```
section.chapter h1.title:before {  
  content: "Chapter " counter(chapter) ": ";  
}
```



# Chapter 1: Hello World

yay!



Hello World





```
section.chapter h1.title: before {  
  content: "Chapter " counter(chapter) ": ";  
}
```

+

```
section.chapter h1.title {  
  string-set: Chaptertitle self before;  
}
```

## Chapter 1: Hello World

page  
pages

```
section.chapter:first-of-type {  
    counter-reset: page 1;  
}
```

```
@page chaptermaster:left {  
    @bottom-left {  
        content: counter(page) string(Chaptertitle) ;  
    }  
}
```

```
@page chaptermaster:left {  
    @bottom-left {  
        content: counter(page) " | "string(Chaptertitle) ;  
    }  
}
```





```
content: counter(page, lower-roman) ;
```




# Cascades <3

PDF x 2

```
@charset "UTF-8";
```

```
@import "core.css";
```

```
/* Special stuff for Print PDFs goes here */
```



```
@charset "UTF-8";
```

```
@import "core.css";
```

```
/* Special stuff for Web PDFs goes here */
```

# Print

# Resolution

```
img {  
  image-resolution: from-image;  
}
```




CMYK

```
hr {  
  color: device-cmyk(0,0,0,0.3);  
}
```

```
hr {  
  color: #B3B3B3;  
  color: device-cmyk(0,0,0,0.3);  
}
```

# Marks & Bleeds



```
@page {  
  bleed: 6pt;  
  marks: crop;  
}
```

```
@page:index {  
  @right-top {  
    border-right: .5in;  
    margin-right: -.25in;  
  }  
}
```

